

GHP Stainless Steel Hasp (Screw On)

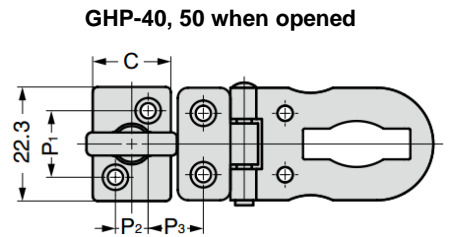
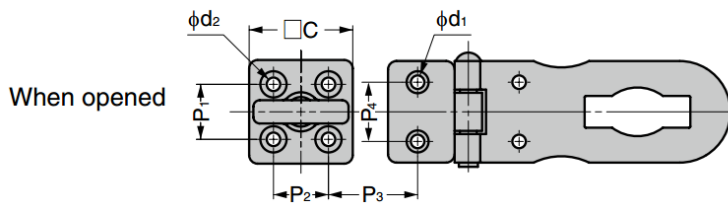
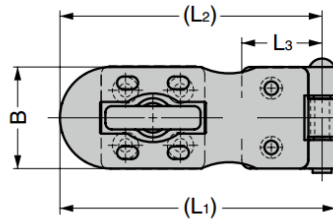
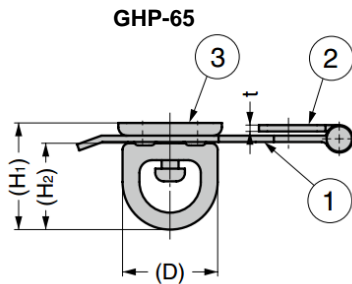
Features

- Rotating pad eye stays tightly fastened
- Screw on installation
- Can be used with a padlock

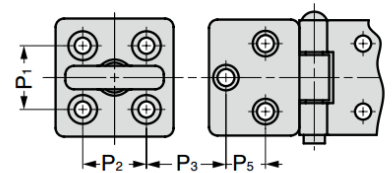
Parts Included

- Countersunk head wood screw (SUS)

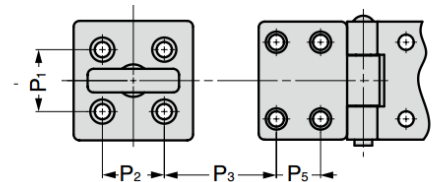
No.	Part Name	Material	Finish
①	Latch Bolt	Stainless Steel (SUS304)	Polished
②	Mounting Plate		
③	Counter Plate		



GHP-75, 100 mounting plate



GHP-120 mounting plate



Part No.	L ₁	L ₂	L ₃	B	P ₁	P ₂	P ₃	P ₄	P ₅	H ₁	H ₂	C	D	T	d ₁	d ₂	Screws
GHP-40	40	37	13	22	13	6.4	10.8	12	-	22	17.9	15.3	17.7	1.2	2 x ø3	2 x ø3	2.4 x 13
GHP-50	50	47		22.3		9	16					18.3					
GHP-65	65	62	19	24		13	21.5	14		24.5	20.4	24.5	22.5		2 x ø3.2	4 x ø3.2	2.7 x 16
GHP-75	75	72	24.8	27	15	15	15.7	16	9.5	27.4	22	27.8	23.2	1.5	3 x ø3.8	4 x ø3.8	
GHP-100	100	95	30	35.5	19	19	29	21	10	32.2	27.9	35.5	31	2	3 x ø4	4 x ø4.5	3.5 x 20
GHP-120	120	115	35.5	40	21	21	38	26	15	34.8		40.5		2.5	4 x ø5.2	4 x ø5.2	